

ET4 High Efficiency Nozzle 20°



Technical Features:

Its 8 x 20° rear jets have a great thrusting capacity to wash out sediments inside sewers.

Thanks to its shape, weight and well fitted in orifices, ET4 is considered as a very popular, efficient and performing heavy nozzle with extended life time.

Available with S/Steel or Ceramic Inserts. Using dirty or recycled water fit in ceramic inserts.

- Material: high quality hardened and polished steel alloy or hardened polished stainless/steel
- Holes nr: 8 x rear jets
- Jets angle: 20° x 8 jets
- Max Pressure: 300 bar
- Engraving: it's possible to engrave customer company name or lt/bar

Application:

- Removing and expulsion of strong blockages inside big pipes
- Flushing out calcareous deposits, sand, sludge, gravel, mud
- Long runs jobs



ET4 with S/Steel Inserts 20°

Part n.	Description	Hose connection 	Rear jets 	Front jet 	Dimension ØxL (mm) 	Weight (Kg) 	Diameter Pipe (mm) 
15140.03A	ET4	3/4"F	8 - M10x12	1 - Tcei M10	70x98	1,60	80 - 300
15140.04A	ET4	1"F	8 - 1/4"M	1 - Tcei M10	88x145	3,70	150 - 500
15140.05A	ET4	1" 1/4" F	8 - 1/4"M	1 - Tcei M10	88x145	3,70	150 - 500

For S/Steel nozzles write "I" after each part nr. (Ex. 15140.03AI)

ET4 with Ceramic Inserts 20°

Part n.	Description	Hose connection 	Rear jets 	Front jet 	Dimension ØxL (mm) 	Weight (Kg) 	Diameter Pipe (mm) 
15140.03C	ET4	3/4"F	8 - M10x12	1 - Tcei M10	70x98	1,60	80 - 300
15140.04C	ET4	1"F	8 - 1/4"M	1 - Tcei M10	88x145	3,70	150 - 500
15140.05C	ET4	1" 1/4" F	8 - 1/4"M	1 - Tcei M10	88x145	3,70	150 - 500

For S/Steel nozzles write "I" after each part nr. (Ex. 15140.03CI)






Cos.ma.s snc di Abrescia M. & C.

Via del lavoro, 16 - 33080 Roveredo in Piano (PN) - Italy
 Telefono: +39 0434 922560 - Telefax: +39 0434 590737
 e-mail: info@cosmasitalia.com - www.cosmasitalia.com






COSMAS 



ET4 in Brass with S/Steel Inserts






Part n.	Description	Hose connection 	Rear jets 	Dimension ØxL (mm) 	Weight (Kg) 	Diameter Pipe (mm) 
15140.24A	ET4	1"F	8 - 1/4"M	88x145	4,10	150 - 500
15140.25A	ET4	1" 1/4"F	8 - 1/4"M	88x145	4,10	150 - 500

ET4 in Brass with Ceramic Inserts

Part n.	Description	Hose connection 	Rear jets 	Dimension ØxL (mm) 	Weight (Kg) 	Diameter Pipe (mm) 
15140.24C	ET4	1"F	8 - 1/4"M	88x145	4,10	150 - 500
15140.25C	ET4	1" 1/4"F	8 - 1/4"M	88x145	4,10	150 - 500



ET4 in Aluminium with S/Steel Inserts

Part n.	Description	Hose connection 	Rear jets 	Dimension ØxL (mm) 	Weight (Kg) 	Diameter Pipe (mm) 
15140.13A	ET4	3/4"F	8 - M10x12	70x98	0,70	80 - 300
15140.14A	ET4	1"F	8 - 1/4"M	88x145	1,50	150 - 500
15140.15A	ET4	1" 1/4"F	8 - 1/4"M	88x145	1,50	150 - 500

ET4 in Aluminium with Ceramic Inserts

Part n.	Description	Hose connection 	Rear jets 	Dimension ØxL (mm) 	Weight (Kg) 	Diameter Pipe (mm) 
15140.13C	ET4	3/4"F	8 - M10x12	70x98	0,70	80 - 300
15140.14C	ET4	1"F	8 - 1/4"M	88x145	1,50	150 - 500
15140.15C	ET4	1" 1/4"F	8 - 1/4"M	88x145	1,50	150 - 500